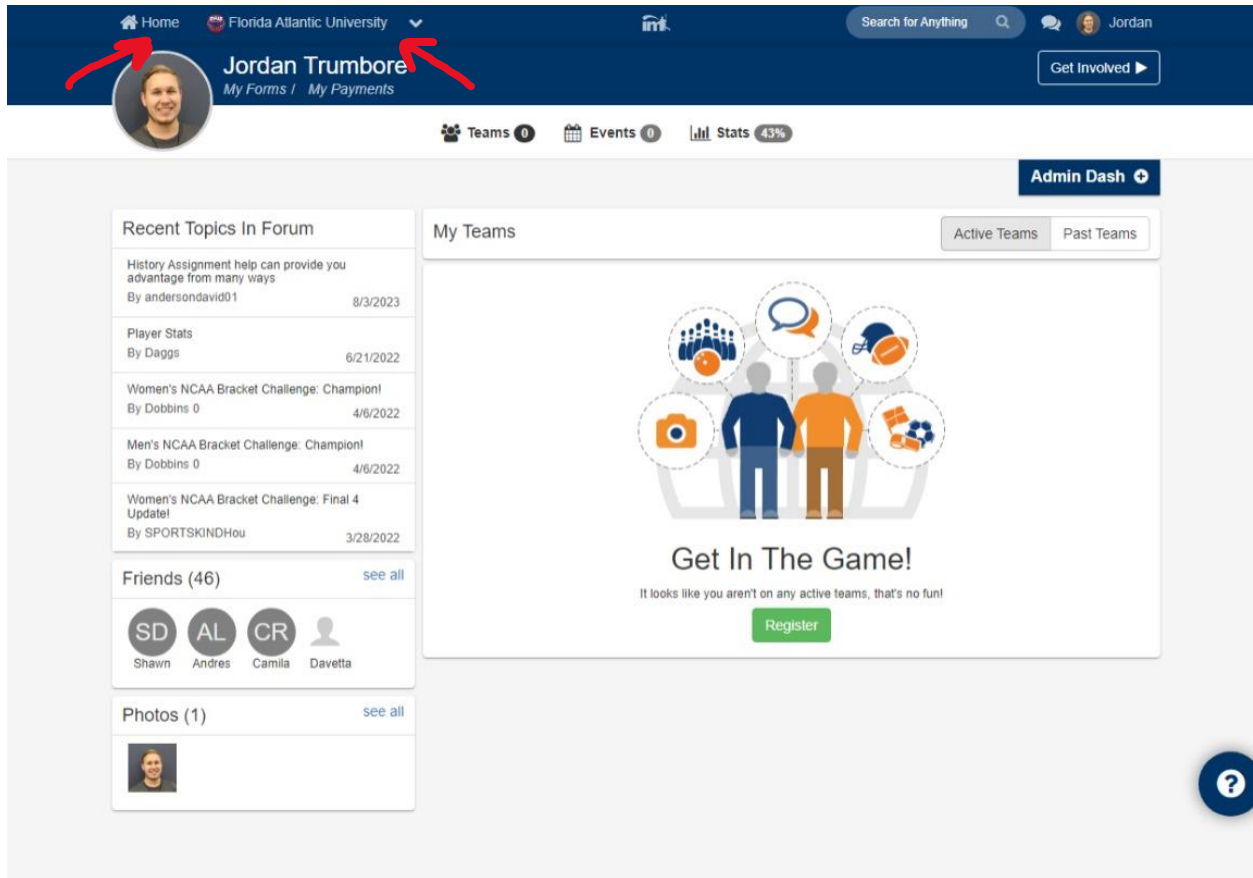


How To: Join a Team



1. After logging in, click on the Florida Atlantic University tab in the top left corner.



2. Scroll down to view sport offerings
 - a. Sports that are currently open for registration will have a Green "Open" icon
3. Click on the league that you wish to join a team in (Men's Competitive, Men's Rec, Co Comp, etc.)

Active Sports View Captain's Info Add Leagues Past Sports Embed Widget

Fall 2024 Make Historical

	Registration	Season
 Fantasy Football (Red) Draft 9/3 5PM Open (Blue) Draft 9/2 5PM Additions	JUN 10 Midnight - Aug 29 11:59PM Join Teams Until: 08/29/24 11:59 PM	Sep 05 - Dec 16
	JUN 11 Midnight - Aug 29 11:59PM Join Teams Until: 08/29/24 11:59 PM	Sep 05 - Dec 16
 3v3 Basketball Men's Comp Upcoming Men's Rec Upcoming Women's Comp Upcoming	AUG 5 Midnight - SEP 3 Midnight Join Teams Until: 09/26/24 Midnight	Sep 10 - Sep 26
	AUG 5 Midnight - Sep 3 11:59PM Join Teams Until: 09/25/24 Midnight	Sep 11 - Sep 25
	AUG 5 Midnight - SEP 3 Midnight Join Teams Until: 09/26/24 Midnight	Sep 12 - Sep 26


4. Click on the Green "Join Team" button next to the team that you wish to join

Captains Info Export / Print Add Division

Mon 6:30/7:30 1 of Unlimited Teams (Unlocked) View Times Settings

Create Team Join As Free Agent

View: Standard Detailed

	Roster	Status	Free Agents Wanted	
 Test Team	0	Unapproved	Yes	Join Team

Tues 6:30/7:30 0 of Unlimited Teams (Unlocked) View Times Settings

Create Team Join As Free Agent

5. Accept the Waiver/Requirements
6. Enter the message you want the Captain of the team you are wanting to join to read
7. Click Send Request
 - a. NOTE: The Captain has the authority to Accept or Deny your request