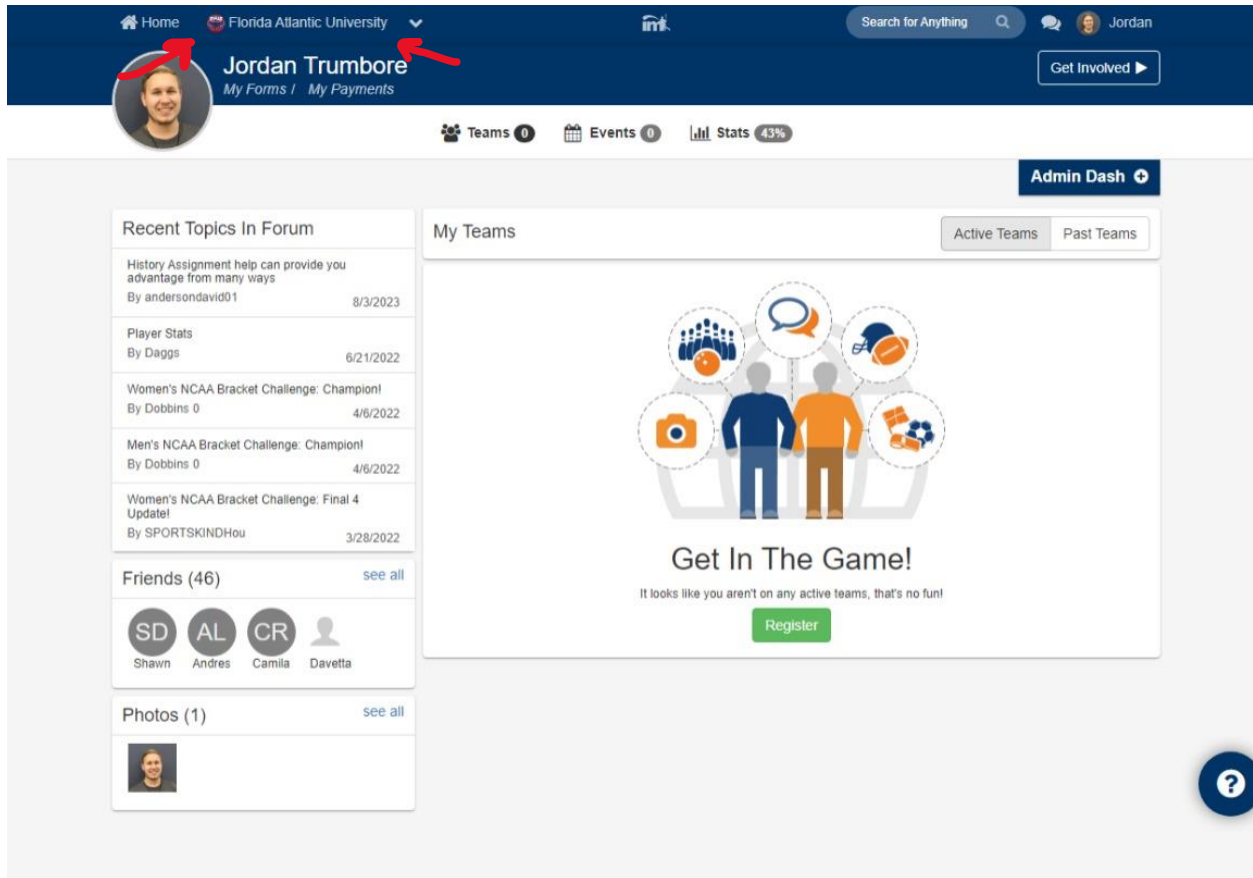


How To: Create a Team



1. After logging in, click on the Florida Atlantic University tab in the top left corner.



2. Scroll down to view sport offerings
 - a. Sports that are currently open for registration will have a Green "Open" icon
3. Click on the league that you wish to create a team in (Men's Competitive, Men's Rec, Co Comp, etc.)

Active Sports View ▾ Captain's Info ▾ + Add Leagues ○ Past Sports Embed Widget

Fall 2024 ↶ Make Historical

	Registration	Season
 Fantasy Football (Red) Draft 9/3 5PM Open (Blue) Draft 9/2 5PM Additions	JUN 10 Midnight - Aug 29 11:59PM Join Teams Until: 08/29/24 11:59 PM	Sep 05 - Dec 16
	JUN 11 Midnight - Aug 29 11:59PM Join Teams Until: 08/29/24 11:59 PM	Sep 05 - Dec 16
 3v3 Basketball Men's Comp ← Men's Rec ← Women's Comp ←	Registration	Season
	Upcoming AUG 5 Midnight - SEP 3 Midnight Join Teams Until: 09/26/24 Midnight	Sep 10 - Sep 26
	Upcoming AUG 5 Midnight - Sep 3 11:59PM Join Teams Until: 09/25/24 Midnight	Sep 11 - Sep 25
	Upcoming AUG 5 Midnight - SEP 3 Midnight Join Teams Until: 09/26/24 Midnight	Sep 12 - Sep 26


- Choose a Division (Day/Time that your team will play)
- Click on Green "+Signup" button

ms
links >

Captains Info Export / Print + Add Division


Mon 6:30/7:30 0 of Unlimited Teams (Unlocked) View Times Settings

+ Signup Join As Free Agent


No Teams Yet.

Tues 6:30/7:30 0 of Unlimited Teams (Unlocked) View Times Settings

+ Signup Join As Free Agent


No Teams Yet.

- Complete the Captain's Quiz to create your team.
- Accept the Waiver/Requirements
- Fill in the Team and Captain Information
- Click on Create Team

How To: Add Players to your Team

- After logging in, click on the team that you wish to add players to

2. Under Roster, click “Invite”

The screenshot shows the IMLeagues interface for a team named "Test Team". The top navigation bar includes "Home", "Schedule", "Roster" (with a notification badge), "Admin", and "Captain". The main content area is divided into several sections:

- Test Team Summary:** Includes "Regular Season Dates" (Sep 5th '24 - Dec 16th '24), "Join Teams" (Until: Aug 29th '24 at 11:59PM), and "Roster" (Required: 1 Total: 1).
- Standings:** A table showing "Mon 6:30/7:30" with columns for TEAM, W-L-T, F/D, PTS AVG, and PF. The "Test Team" row shows 0-0-0, 0/0, 0, and 0.
- About Test Team:** A section with "Nothing posted yet..."
- Overall (Red) Draft 9/3 5PM Rankings:** A table with columns for POINTS PER GAME, POINTS AGAINST, STREAK, and TOP PLAYER. All values are 0 or ---, and the top player is "No MVP".
- Roster (1M/0W):** A list of players with an "Invite" button circled in red and a "Captain" button. The player listed is "Jordan Trumbore".
- T-Shirts:** A section for "Custom Team T-shirts" with a discount code "IML2023" and a "Get Custom T-Shirts!" button.
- Announcements:** A section with "Nothing posted yet..." and buttons for "Team Chat" and "Add Announcement".

3. In the text box, enter the email addresses of your friends/future teammates
 - a. If you have had past teams, you can click on My Teams in the drop-down box and invite members from previous teams to join your new team
4. Enter a message for your invited members
5. Click send invitations
 - a. NOTE: an individual MUST have an IMLeagues account in order to be added to a team. If a person is sent an invitation and does not have an account, he/she will have to create an account --- once they complete this action, they can accept the invitation.