



Item: AS: I-1

COMMITTEE ON ACADEMIC AND STUDENT AFFAIRS
Wednesday, December 14, 2011

SUBJECT: FACULTY UPDATE

PROPOSED COMMITTEE ACTION

No action required. Information item.

BACKGROUND INFORMATION


A PowerPoint presentation will be provided at the Board of Trustees meeting.

IMPLEMENTATION PLAN/DATE

N/A

FISCAL IMPLICATIONS

N/A

A large, detailed photograph of a brown and white spotted owl with bright yellow eyes, perched on a branch. It occupies the left side of the slide.

Faculty Update

Committee on Academic
and Student Affairs
December 14, 2011

Making Waves



Faculty Update

- I. Faculty Profile Fall 2011
- II. New Faculty Fall 2011
- III. Faculty Productivity
- IV. Faculty Salaries
- V. Faculty Highlights
- VI. Student Perception of Teaching (SPOT)



I. Faculty Profile

Fall 2010

788	Instructional Faculty
53%	Tenured
19%	Tenure Earning
28%	Instructors

Fall 2011

791	Instructional Faculty
55%	Tenured
17%	Tenure Earning
28%	Instructors



II. New Faculty 2011

- 63 new faculty hired for Fall 2011
- Arrived from prestigious institutions such as University of Chicago, Boston College, University of California, University of Pennsylvania, and Northwestern University
- 4 arrived with tenure
- 13 are tenure earning
- 46 are non-tenure earning

III. Faculty Productivity

Headcount

Fall 2010: 28,394

Fall 2011: 29,290

Total increase: 896 students

Student Credit Hours

Fall 2010: 276,980

Fall 2011: 297,735

Total increase: 14,755 credit hours



III. Faculty Productivity (cont.)

- Departmental Dashboard Indicators 2009-2010

Books	124
Other peer reviewed publications	1,152
All other publications	672
Presentations at meetings/conferences	1,311
Productions/performances/exhibitions	330

IV. Faculty Salaries

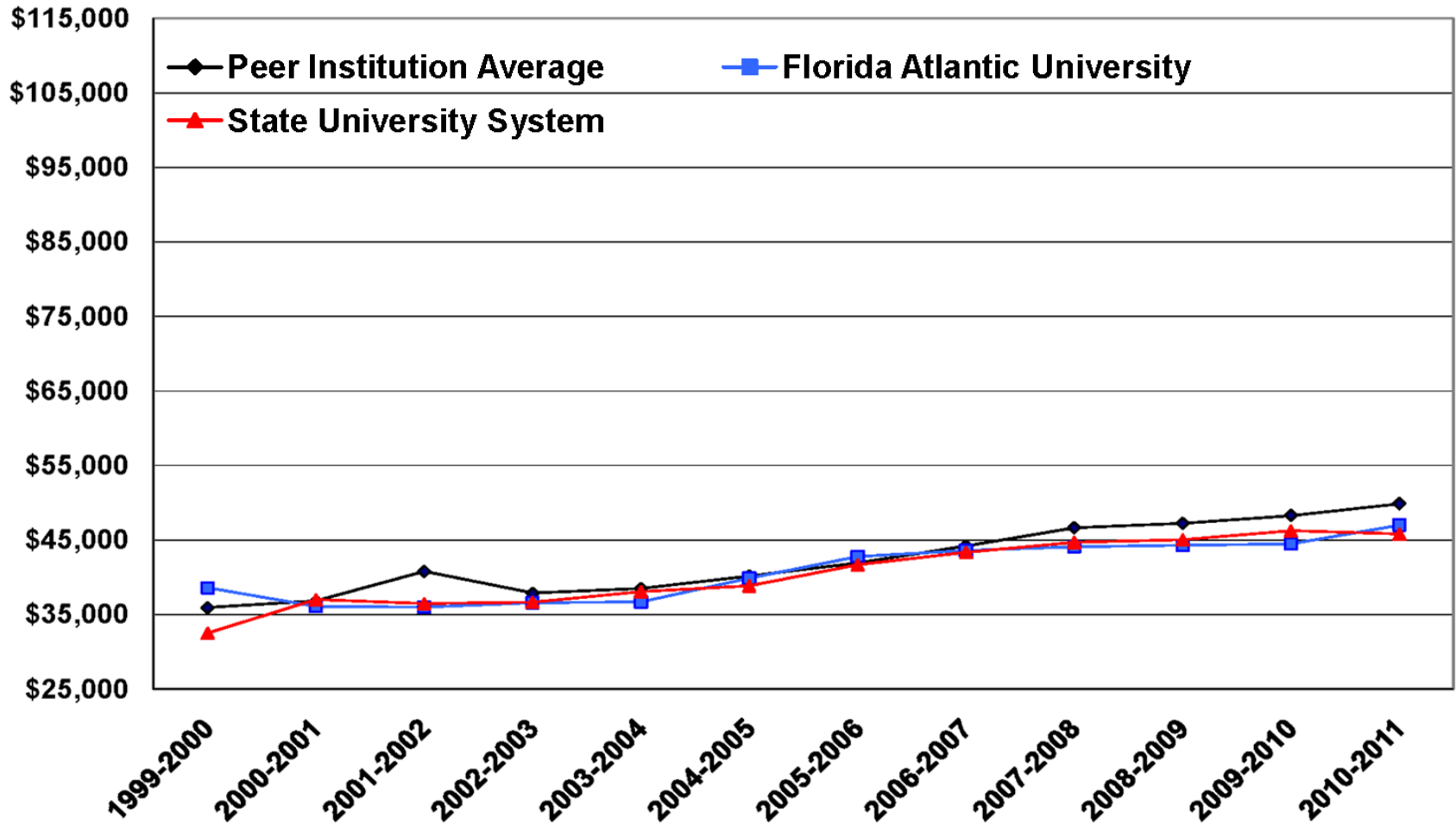
- FAU faculty salaries compared to all peers

All Peer Institutions			
H	George Mason University	H	University of Memphis
VH	Georgia State University	H	University of Nevada Las Vegas
H	Indiana University – Purdue University Indianapolis	H	University of Texas Arlington
H	Old Dominion University	H	University of Toledo
H	Portland State University	H	University of Wisconsin Milwaukee
H	University of Akron	VH	Virginia Commonwealth University
VH	University of Louisville		

H = High Research Activity, VH = Very High Research Activity

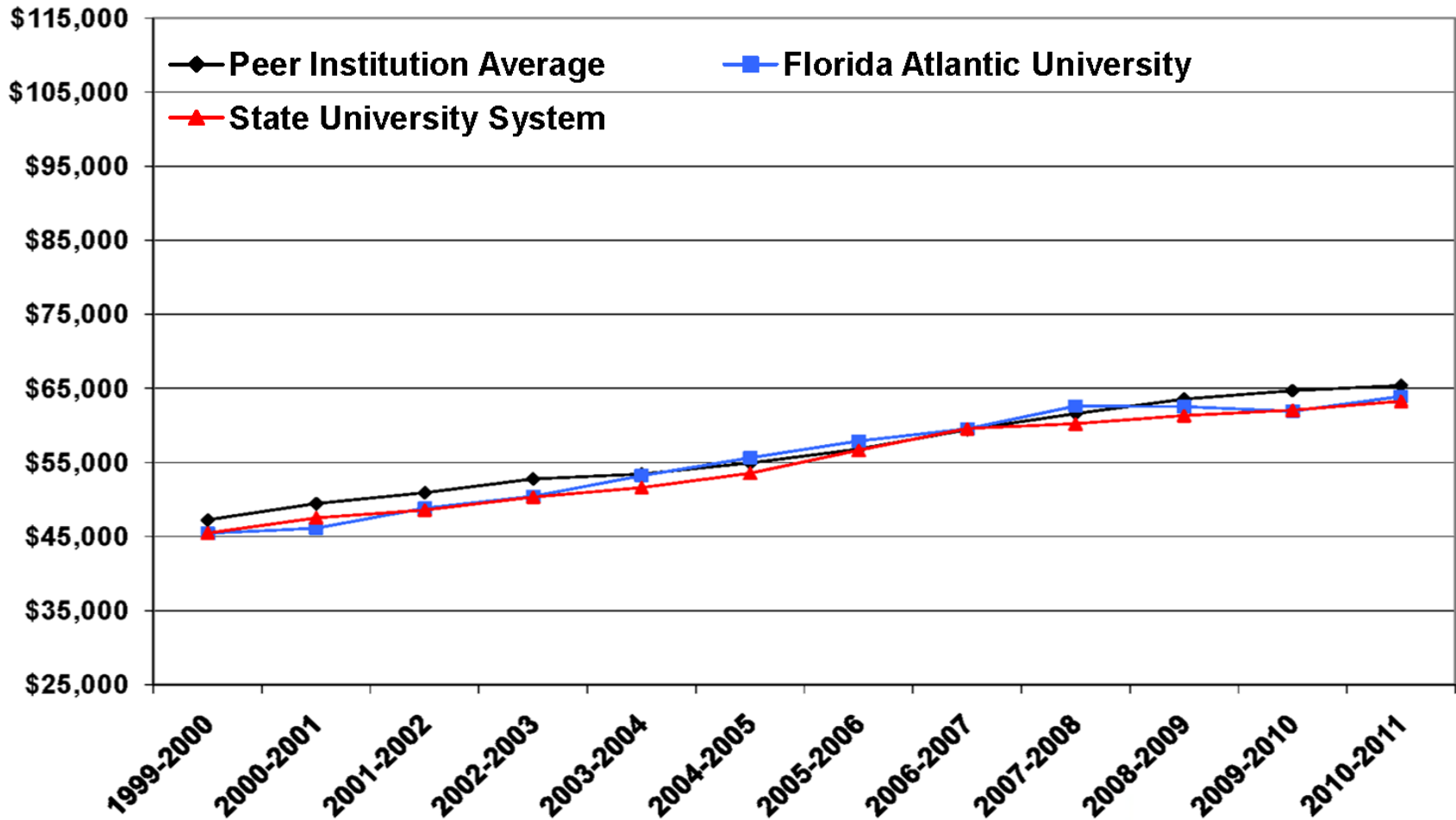
IV. Faculty Salaries

AAUP Salary Comparison, Instructors, All Peers,
1999-2000 to 2010-2011



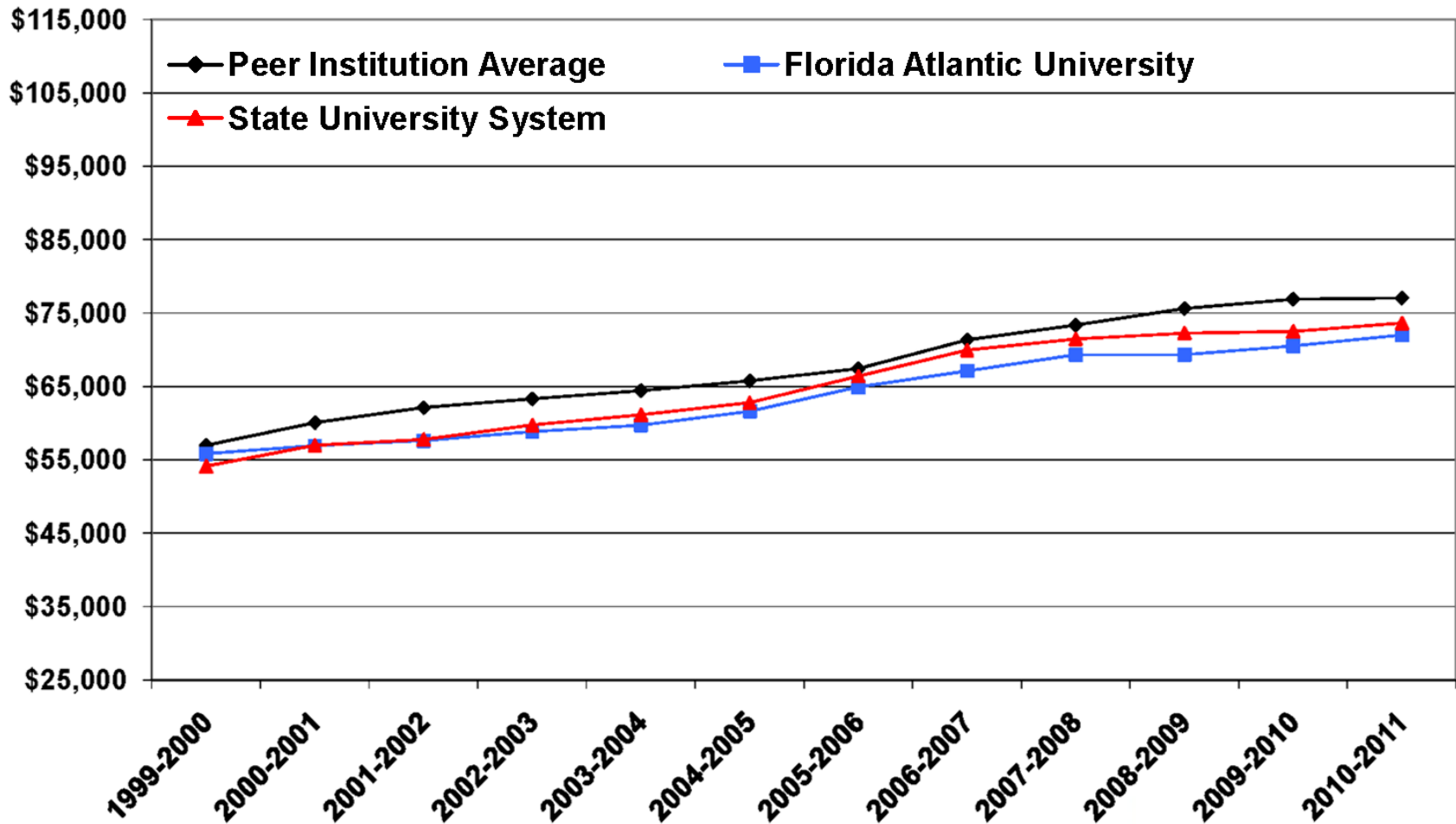
IV. Faculty Salaries (cont.)

AAUP Salary Comparison, Assistant Professors, All Peers,
1999-2000 to 2010-2011



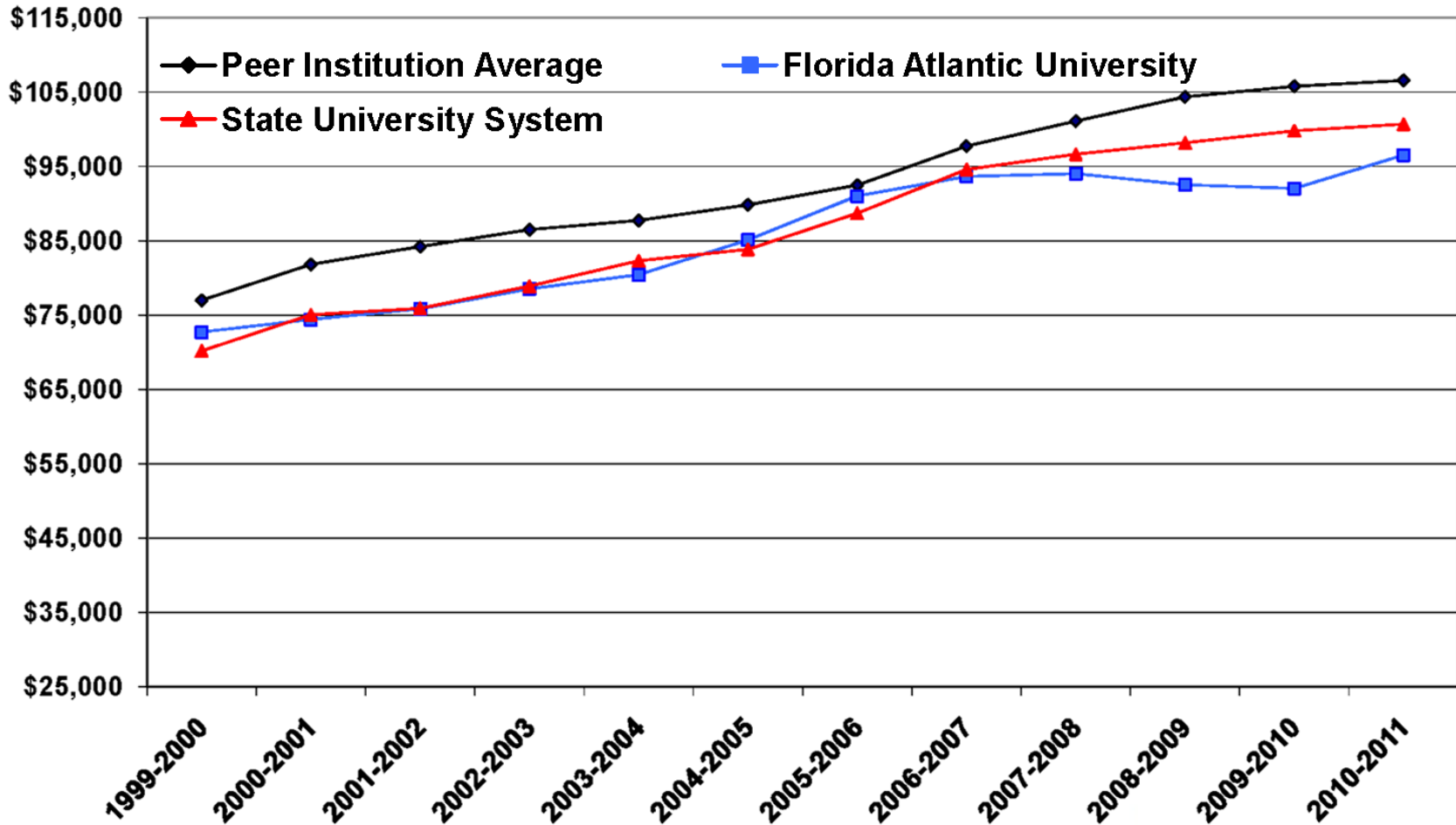
IV. Faculty Salaries (cont.)

AAUP Salary Comparison
Associate Professors, All Peers, 1999-2000 to 2010-2011



IV. Faculty Salaries (cont.)

AAUP Salary Comparison,
Professors, All Peers, 1999-2000 to 2010-2011



IV. Faculty Salaries

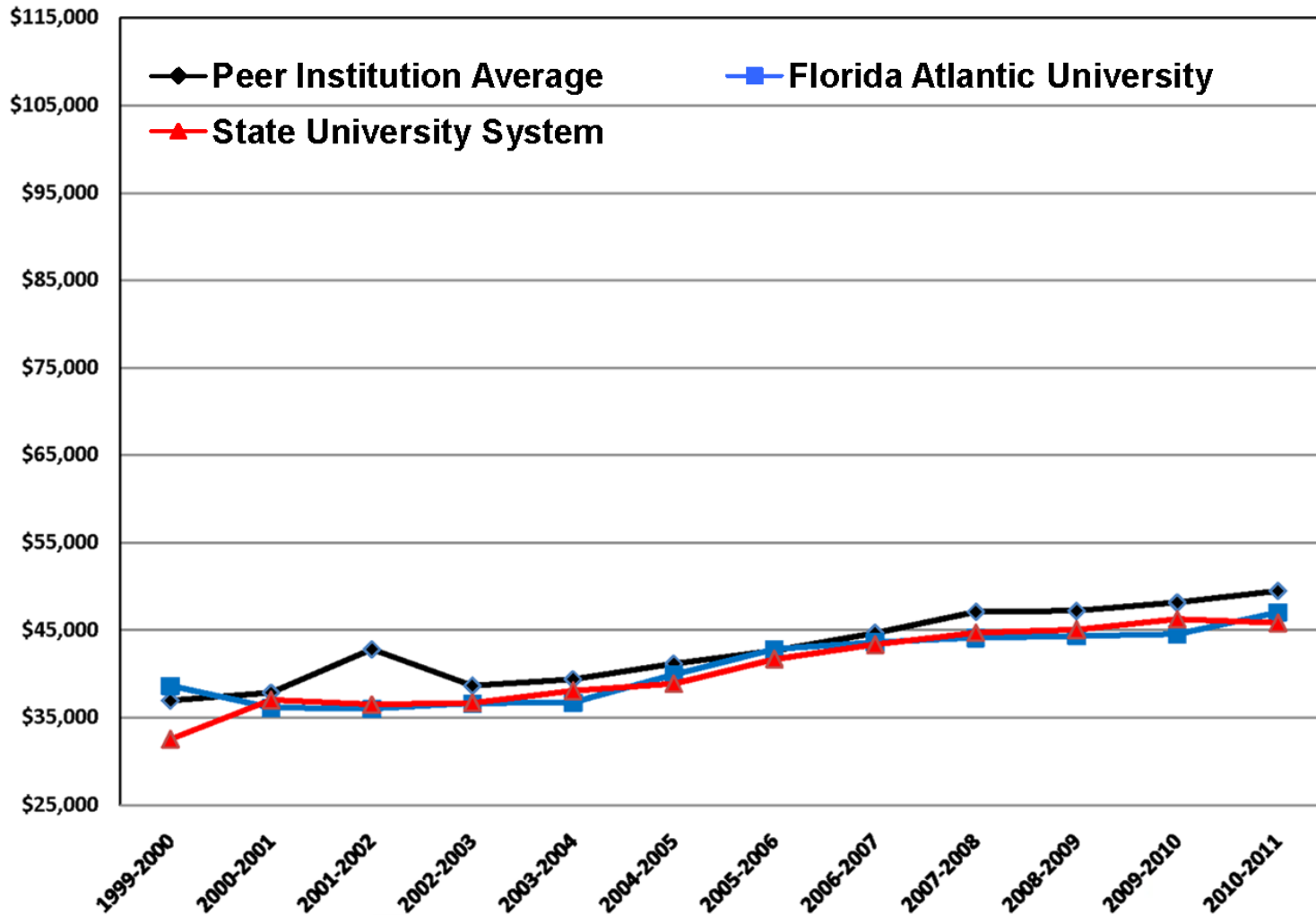
- FAU faculty salaries compared to high research peers

All Peer Institutions			
H	George Mason University	H	University of Memphis
VH	Georgia State University	H	University of Nevada Las Vegas
H	Indiana University – Purdue University Indianapolis	H	University of Texas Arlington
H	Old Dominion University	H	University of Toledo
H	Portland State University	H	University of Wisconsin Milwaukee
H	University of Akron	VH	Virginia Commonwealth University
VH	University of Louisville		

H = High Research Activity, VH = Very High Research Activity

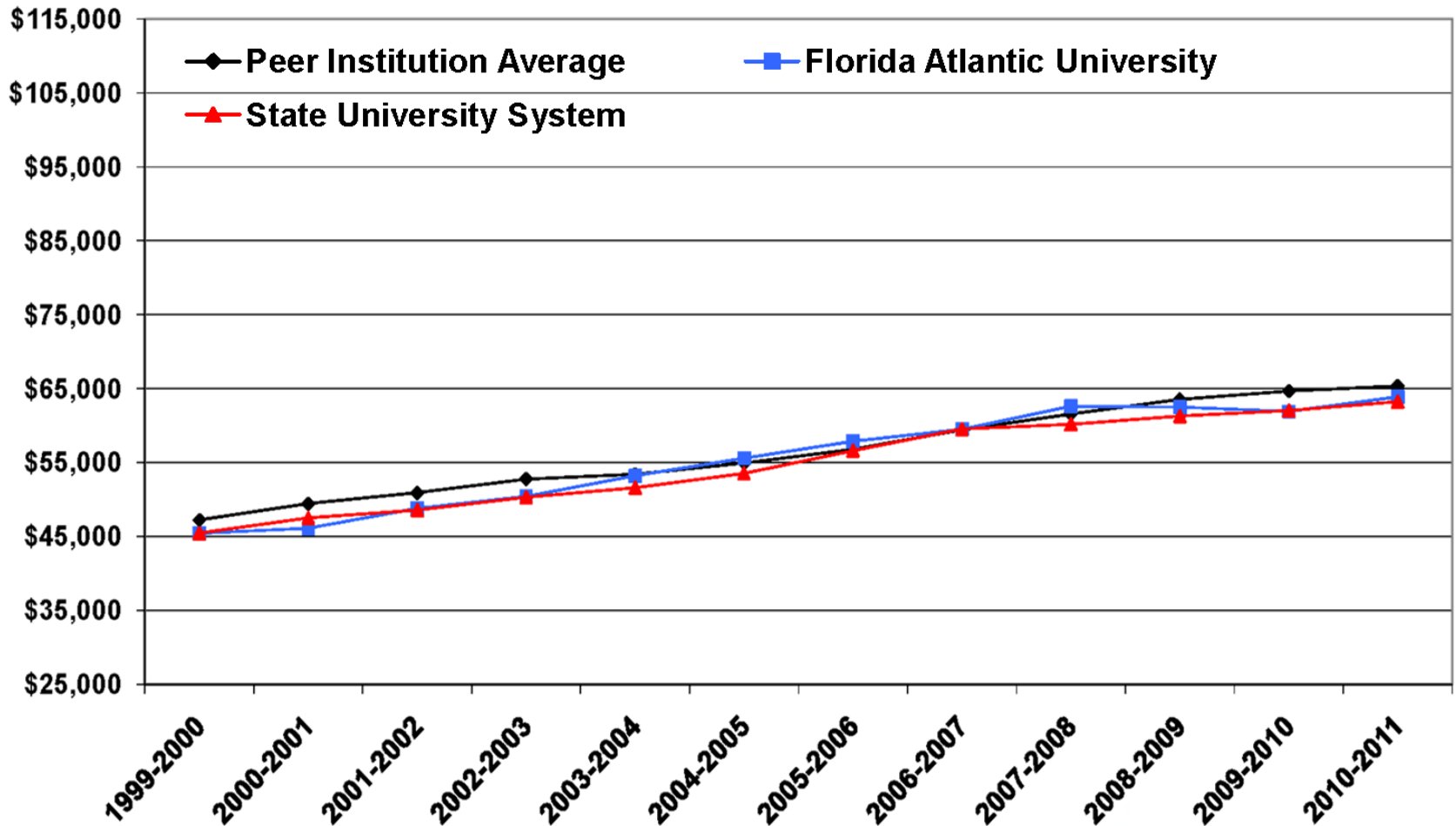
IV. Faculty Salaries

AAUP Salary Comparison, Instructors, Peer High Research Universities,
1999-2000 to 2010-2011



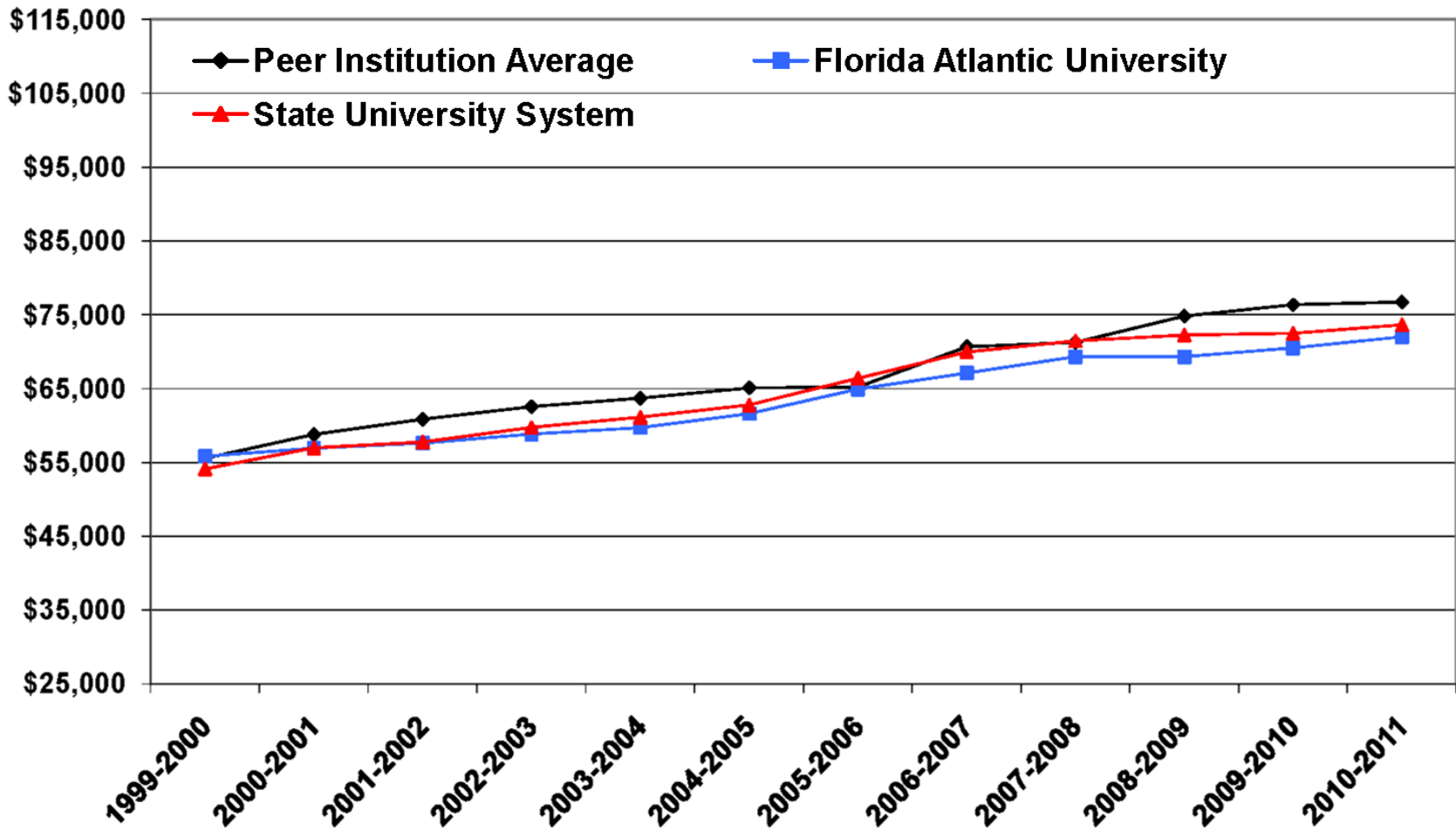
IV. Faculty Salaries (cont.)

AAUP Salary Comparison, Assistant Professors,
Peer High Research Universities
1999-2000 to 2010-2011



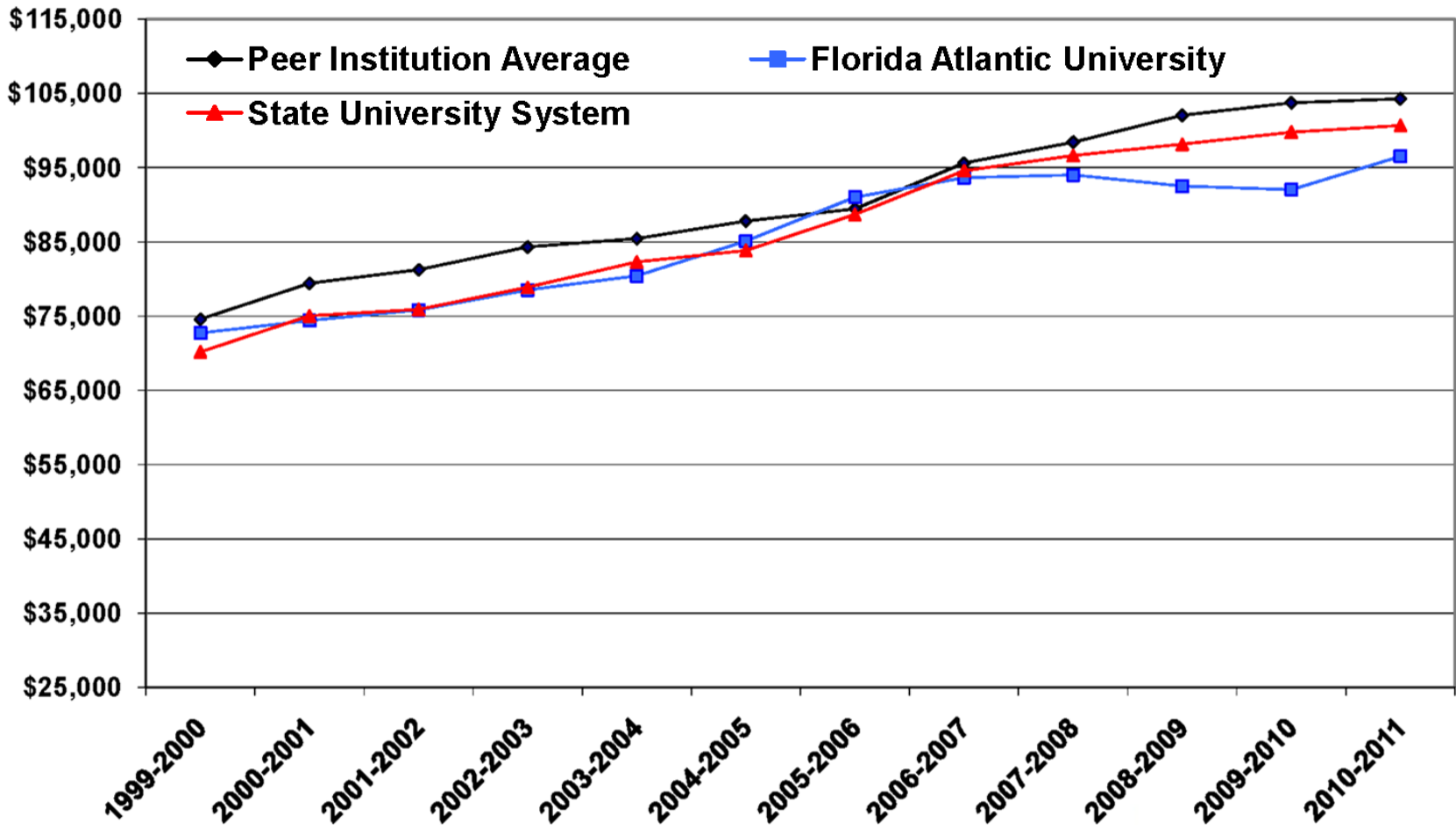
IV. Faculty Salaries (cont.)

AAUP Salary Comparison
Associate Professors, Peer High Research Universities,
1999-2000 to 2010-2011



IV. Faculty Salaries (cont.)

AAUP Salary Comparison,
Professors, Peer High Research Universities, 1999-2000 to 2010-2011



V. Faculty Highlights



- **Dr. Kathleen Valentine**, Clinical Associate Professor of Nursing
- Awarded \$764k for FAU's Diabetes Education and Research Center, located in West Palm Beach
- Center provides support for children and adults who have or may be at risk for diabetes

V. Faculty Highlights (cont.)



- **Dr. Sarah Milton**, Associate Professor of Biological Sciences
- Received a \$90,000 grant from NOAA's Center for Sponsored Coastal Ocean Research
- Three-year study of the effects of “red tide” algal blooms on the morbidity of endangered sea turtles

V. Faculty Highlights (cont.)




- **Dr. Jaap Vos**, Associate Professor of Urban and Regional Planning
- Received a \$250k grant from the Village of Wellington to fund the School of Urban and Regional Planning's "Living Lab"
- Faculty and students will consult with the Village on its long-term planning initiatives

VI. Student Perception of Teaching

- Student evaluation of faculty for each course
- Administered at the end of each course
- Results used in annual evaluations of faculty and for promotion and tenure decisions
- Results posted on the Office of Institutional Effectiveness and Analysis website (under Interactive Surveys)

VI. SPOT (cont.)

- Data from Spring 2011
- Data for all Colleges & Campuses
- Number of Classes: 2,987
- Number of Respondents: 59,620
- Students Responding: 78.1%
- Responses were 1 (completely agree) through 4 (completely disagree)



VI. SPOT (cont.)

- Faculty member clearly stated the objectives of the course

Mean	% Completely Agree (1)	% Somewhat Agree (2)	% Somewhat Disagree (3)	% Completely Disagree (4)	% No Response
1.23	79.23	14.36	2.44	1.02	2.95

- Faculty member communicated ideas effectively

Mean	% Completely Agree (1)	% Somewhat Agree (2)	% Somewhat Disagree (3)	% Completely Disagree (4)	% No Response
1.35	72.35	17.06	5.24	2.18	3.17

VI. SPOT (cont.)

- Faculty member gave useful feedback on coursework

Mean	% Completely Agree (1)	% Somewhat Agree (2)	% Somewhat Disagree (3)	% Completely Disagree (4)	% No Response
1.38	71.16	17.29	5.69	2.56	3.29

- Faculty member encouraged students to think critically

Mean	% Completely Agree (1)	% Somewhat Agree (2)	% Somewhat Disagree (3)	% Completely Disagree (4)	% No Response
1.28	76.23	15.48	3.6	1.45	3.24

VI. SPOT (cont.)

- Faculty member willing to listen to questions/opinions

Mean	% Completely Agree (1)	% Somewhat Agree (2)	% Somewhat Disagree (3)	% Completely Disagree (4)	% No Response
1.22	81.31	11.73	2.43	1.39	3.44

- Faculty member concerned with whether students learned

Mean	% Completely Agree (1)	% Somewhat Agree (2)	% Somewhat Disagree (3)	% Completely Disagree (4)	% No Response
1.25	78.66	13.54	3.17	1.53	3.10

Conclusion

- I. Faculty Profile Fall 2011
- II. New Faculty Fall 2011
- III. Faculty Productivity
- IV. Faculty Salaries
- V. Faculty Highlights
- VI. Student Perception of Teaching (SPOT)

